

Preferences of Europeans towards tourism

EU28

Number of interviews: 27.075

Fieldwork: 6-10/01/2014

IL

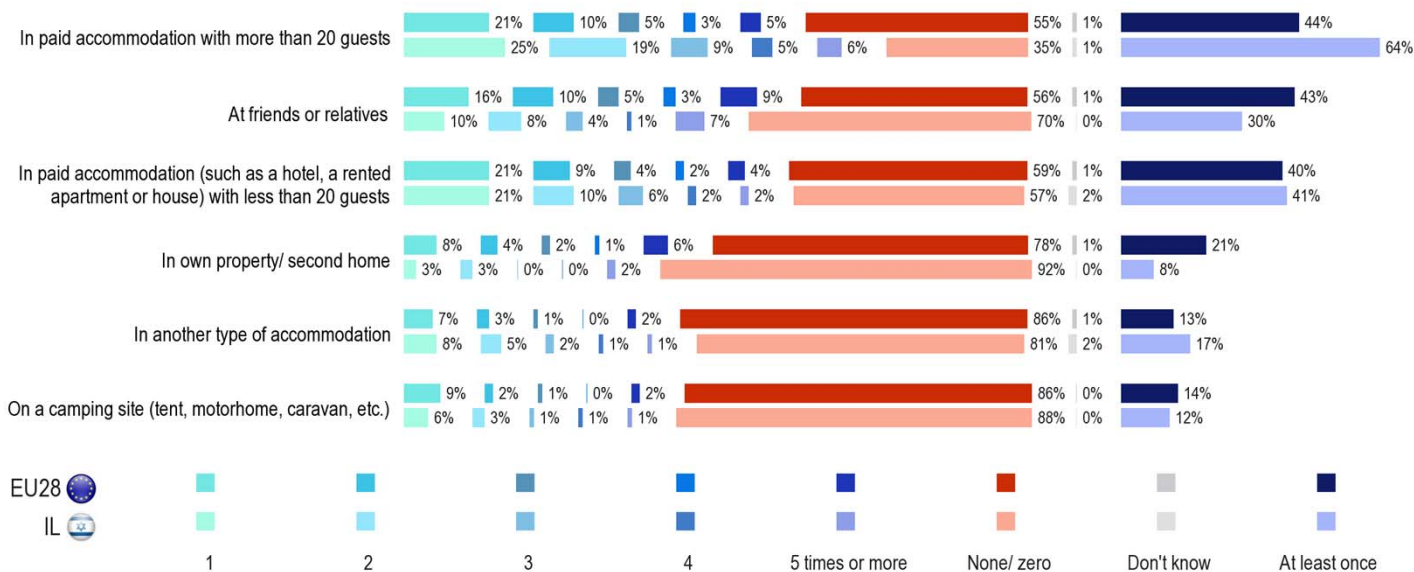
Number of interviews: 501

Fieldwork: 8-10/01/2014

Methodology: telephone

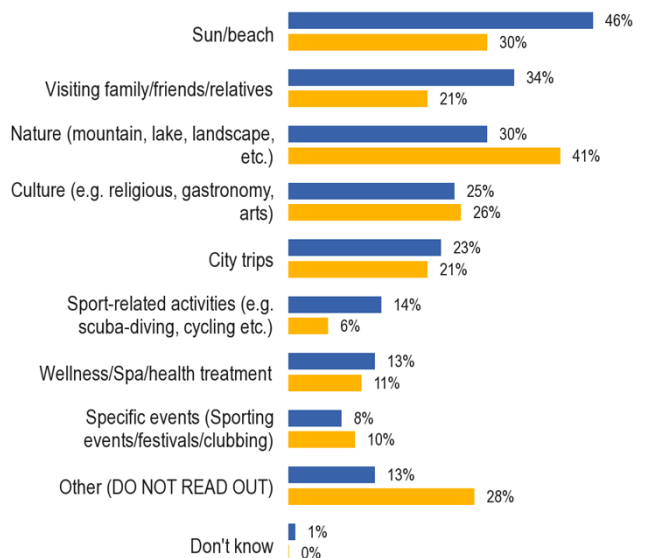
1. The 2013 holiday experience (1/2)

Thinking only about your personal travels in 2013, how many times did you stay for a minimum of four consecutive nights in the following types of accommodation?



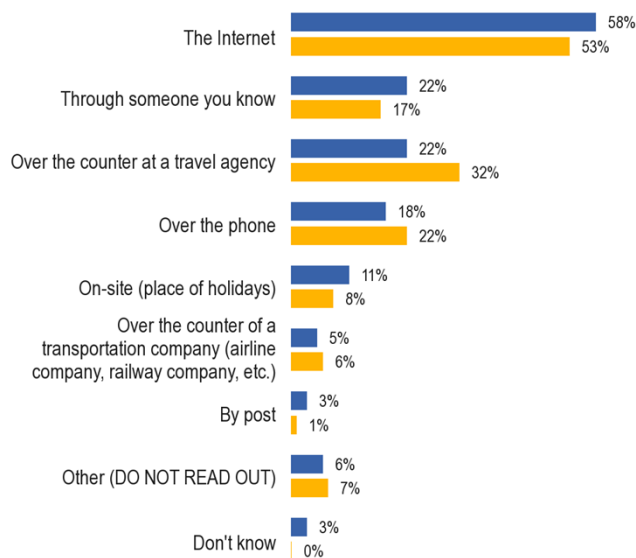
Base: 70% from the total number of respondents (Those who travelled for a minimum of one night in 2013)

What were your main reasons for going on holiday in 2013?



Base: 50% from the total number of respondents (Those who travelled for a minimum of four consecutive nights during 2013)

Did you arrange your holiday in 2013 using any of the following methods?



Base: 50% from the total number of respondents (Those who travelled for a minimum of four consecutive nights during 2013)

Preferences of Europeans towards tourism

EU28

Number of interviews: 27.075

Fieldwork: 6-10/01/2014

IL

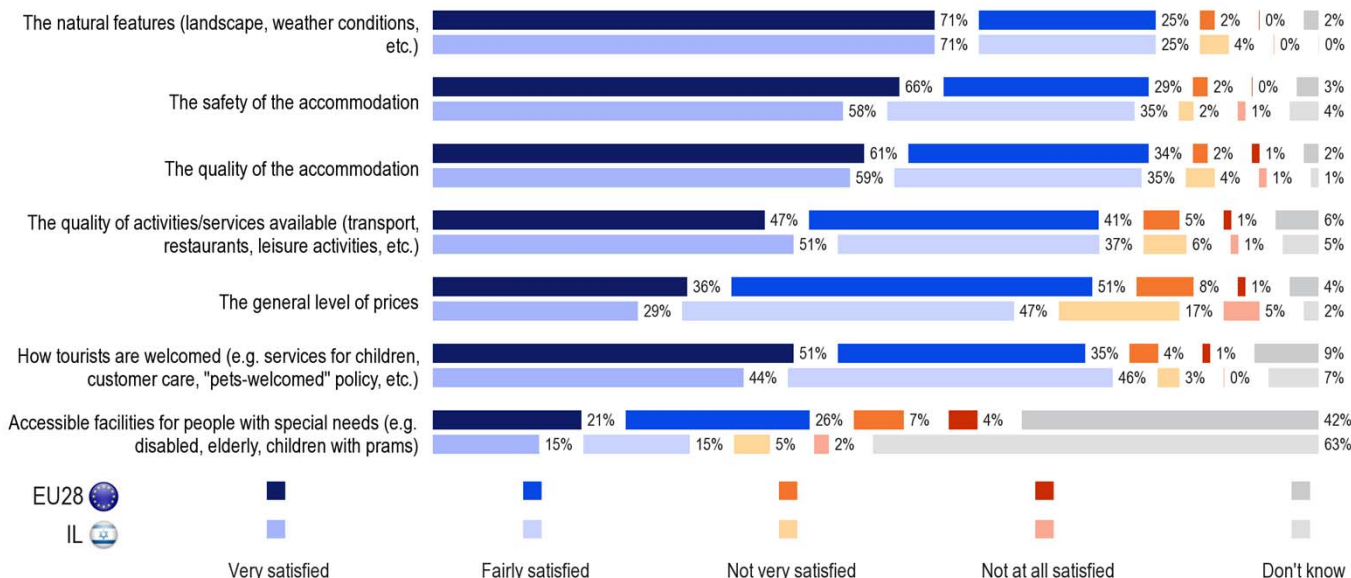
Number of interviews: 501

Fieldwork: 8-10/01/2014

Methodology: telephone

2. The 2013 holiday experience (2/2)

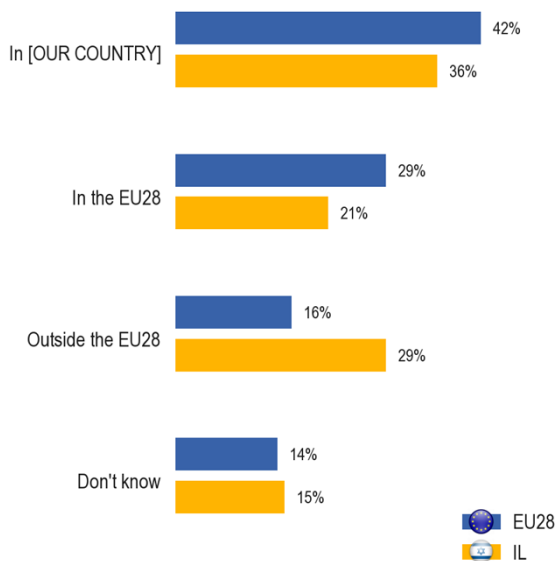
Thinking about your main holiday in 2013, how satisfied were you with...? By 'main holiday' we mean the holiday that was the most important for you in 2013.



Base: 50% from the total number of respondents (Those who travelled for a minimum of four consecutive nights during 2013)

3. Holiday planned for 2014

In which country do you plan to spend your main holiday in 2014? By 'main holiday' we mean the holiday that will be the most important for you in 2014.



Base: 71% from the total number of respondents (Those who plan to take holidays during 2014)

Has the current economic situation had an impact on your holiday plans for 2014?



Base: Total number of respondents